






# CLASSIFICA RAPPRESENTATIVA 2° CATEGORIA

CLASSIFICA 2° CATEGORIA

## SENIGALLIA 12-13 NOVEMBRE 2016

PALAZZETTO DELLO SPORT DI SENIGALLIA

		TOTALE	DIFF	ESEC	Pen		DIFF	ESEC	Pen		DIFF	ESEC	Pen		DIFF	ESEC	Pen		DIFF	ESEC	Pen		DIFF	ESEC	Pen	
1	<b>TOSCANA SQ. A</b> GIUSTI, MODANESI, LAVANCO, KHALIL, BRANCA, PIGHINI	57,775	1,700	8,625		10,325	1,800	7,625		9,425	1,600	8,025		9,625	1,775	7,975		9,750	1,475	7,450		8,925	1,950	7,775		9,725
2	<b>EMILIA ROMAGNA A</b> GATTI, GALEGATI, GATTI, GALLINUCCI, GALLINUCCI, GALEGATI	57,400	1,825	8,525		10,350	1,850	7,775		9,625	1,850	7,800		9,650	1,775	7,725		9,500	1,725	7,850		9,575	1,325	7,375		8,700
3	<b>TOSCANA SQ. B</b> CERRO, ANTONELLI, BARSANTI, BARSANTI, CHELI, BALDASSARRI	57,275	1,825	8,475		10,300	1,425	7,625		9,050	1,825	7,750		9,575	2,000	7,575		9,575	1,800	7,525		9,325	1,900	7,550		9,450
4	<b>LOMBARDIA 2</b> LOBINA, CAMMAROTA, GATTI, MARTINELLI, D'ANDREA, AGLIO	55,375	1,850	8,175		10,025	1,500	7,175		8,675	1,650	7,475		9,125	1,675	7,325		9,000	1,575	7,350		8,925	1,900	7,725		9,625
5	<b>EMILIA ROMAGNA B</b> BONDI, HUSHI, ZANGAGLIA, PASQUALI, TAMPIERI, PASQUALI	54,800	1,850	8,000		9,850	1,400	7,525		8,925	1,475	7,525		9,000	1,450	7,100		8,550	1,575	8,100		9,675	1,325	7,475		8,800
6	<b>VENETO SQ. ROSSA</b> PANDOLFO B., TOGNON, SCARPA, PANDOLFO B., TOGNON, SCARPA	54,550	1,600	8,100		9,700	1,225	7,650		8,875	1,100	7,725		8,825	1,075	7,625		8,700	1,475	7,675		9,150	1,425	7,875		9,300
7	<b>EMILIA ROMAGNA E</b> RASI, ALBERTI, ALBERTI, PIERI, PIERI, RASI	54,450	1,725	7,925		9,650	1,725	7,425		9,150	1,875	7,475		9,350	1,425	7,250		8,675	1,250	7,125		8,375	1,875	7,375		9,250
8	<b>MARCHE SQ. A</b> SAUDELLI, CAGLIO, APPOLLONI, MATTEI, MARINELLI, COLLETTA	54,425	1,675	7,550		9,225	1,625	7,425		9,050	1,475	7,875		9,350	1,675	7,175		8,850	1,725	7,825		9,550	1,075	7,325		8,400
9	<b>MARCHE SQ. B</b> TRAVAGLINI, TRAVAGLINI, DE ANGELIS, VELENOSI, VELENOSI, FRABONI	52,900	1,600	8,150		9,750	1,600	7,650		9,250	1,275	6,350	0,300	7,325	1,425	7,250		8,675	1,525	7,225		8,750	1,625	7,525		9,150
10	<b>EMILIA ROMAGNA D</b> SGARLATA, LANZA, MARINO, MUSI, FRASSANI, LANZA	51,850	1,700	7,625		9,325	1,300	6,975		8,275	1,425	6,750		8,175	1,350	7,125		8,475	1,675	6,725		8,400	1,650	7,550		9,200
11	<b>MARCHE SQ. D</b> SUSCA, PIGLIAPOCO, MACERONI, TALARICO, LUCILLA, PIGLIAPOCO	51,775	1,675	7,625		9,300	1,400	6,925		8,325	1,550	7,050		8,600	1,200	6,925		8,125	1,475	7,150		8,625	1,525	7,275		8,800
12	<b>MARCHE SQ. C</b> FALCHETTI, CIAPANNA, FOSSI, BRUSCHI, SCODAVOLPE, CORRADETTI	51,450	1,700	7,325		9,025	1,325	6,875		8,200	1,075	7,175		8,250	1,450	6,875		8,325	1,600	7,275		8,875	1,600	7,175		8,775
13	<b>LOMBARDIA 1</b> MAESTRINI, BRUNI, FRACASSO, FRACASSO, MOLteni, MOLteni	50,875	1,700	7,625		9,325	1,100	6,975		8,075	1,325	6,450		7,775	1,550	6,675	0,300	7,925	1,400	7,425		8,825	1,325	7,625		8,950
14	<b>VENETO SQ. GIALLA</b> PANDOLFO M., MODENA, ANDREELLA, NESE, SOMMADOSSI, SOMMADOSSI	50,025	1,375	7,450		8,825	0,725	6,900		7,625	1,350	6,725		8,075	1,400	7,025		8,425	1,400	6,675		8,075	1,475	7,525		9,000
15	<b>MARCHE SQ. E</b> MONTE, RIGHI, LUZI, SOLUSTRI, RUVIO, MANNA	49,400	1,400	7,900		9,300	1,600	6,750		8,350	1,300	6,950		8,250	1,275	7,225		8,500	1,475	6,625		8,100	0,825	6,075		6,900
16	<b>EMILIA ROMAGNA C</b> GNESSI, INGRASSIA, ANGELETTI, GUALANDI, LANZA, RADU	48,850	1,100	7,375		8,475	1,525	6,625		8,150	1,125	6,050		7,175	1,650	6,725		8,375	1,125	6,475		7,600	1,750	7,325		9,075