



UISP NAZIONALE

*POLITICHE PER LA SALUTE E L'INCLUSIONE, POLITICHE PER L'IMPIANTISTICA E I BENI COMUNI, POLITICHE AMBIENTALI, POLITICHE PER IL TERZO SETTORE*

**SEMINARIO NAZIONALE**

**L'UISP E LA CITTA'**

**Sportpertutti, spazi urbani, reti sociali**

BOLOGNA 7 APRILE 2018

Dynamo-La Velostazione (Porta Galliera) - Via Indipendenza 71/Z

# **L'analisi del contesto: le trasformazioni della pratica sportiva, differenziazione e disuguaglianze**

Francesco Pirone

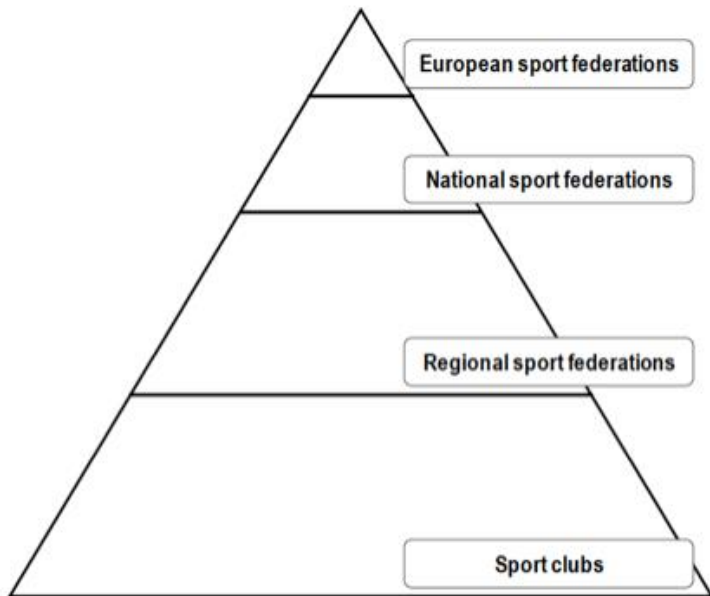
Dipartimento di Scienze Sociali  
Università degli Studi di Napoli Federico II  
[francesco.pirone@unina.it](mailto:francesco.pirone@unina.it)

# **Elementi teorici preliminari all'analisi della pratica sportiva**



# Modelli analitici per l'analisi dei sistemi sportivi

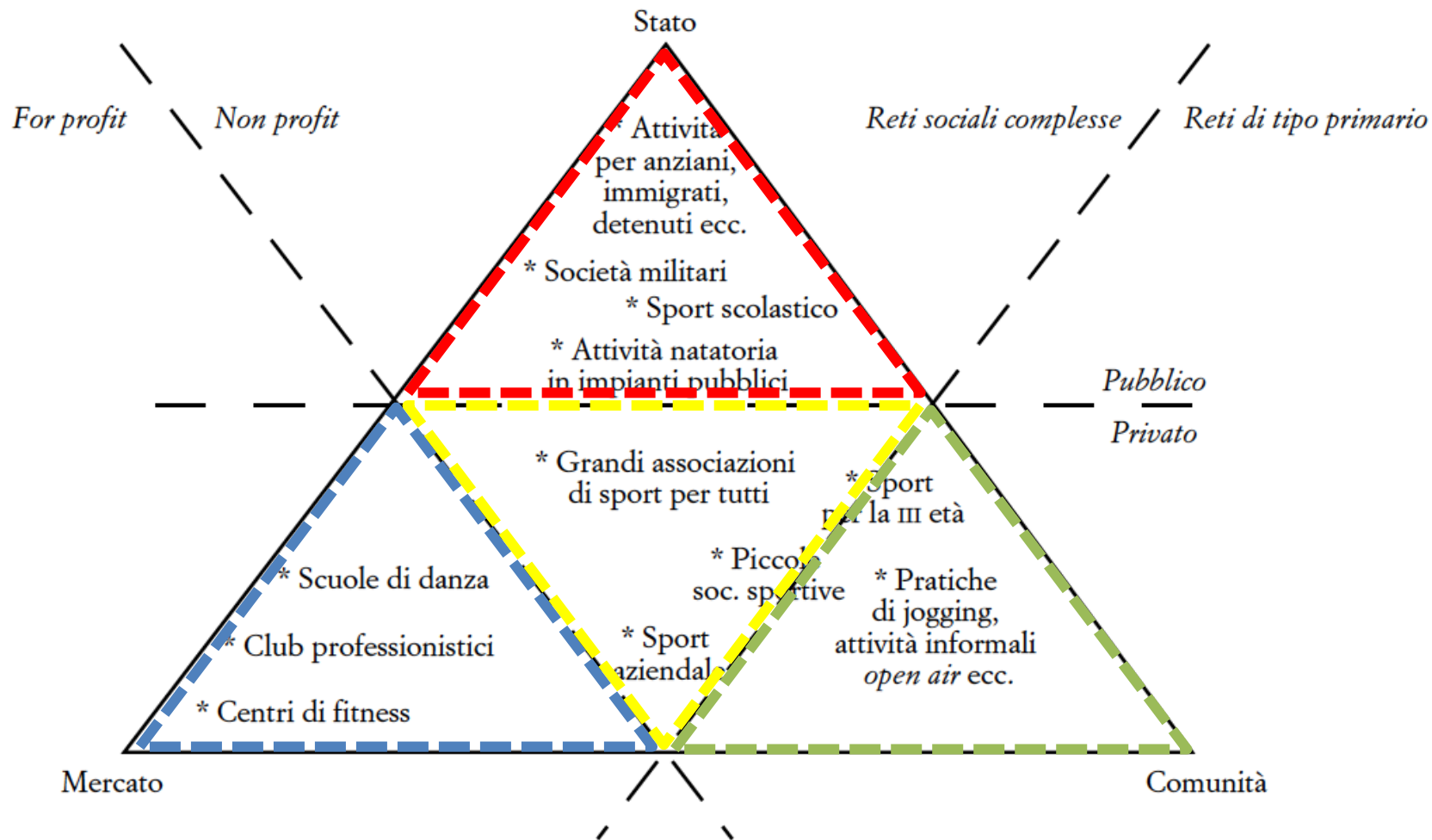
Modello della 'piramide'



Modello della 'chiesa'



# Il sistema sportivo nel 'triangolo del welfare'



Fonte: rielaborazione da Everts, Wintersberger (1990) e da Ibsen, Ottesen (2000).

# **Caratteri della pratica sportiva in Italia: un quadro comparato europeo**





Fonte:

# Eurobarometer ***Sport and physical activity***

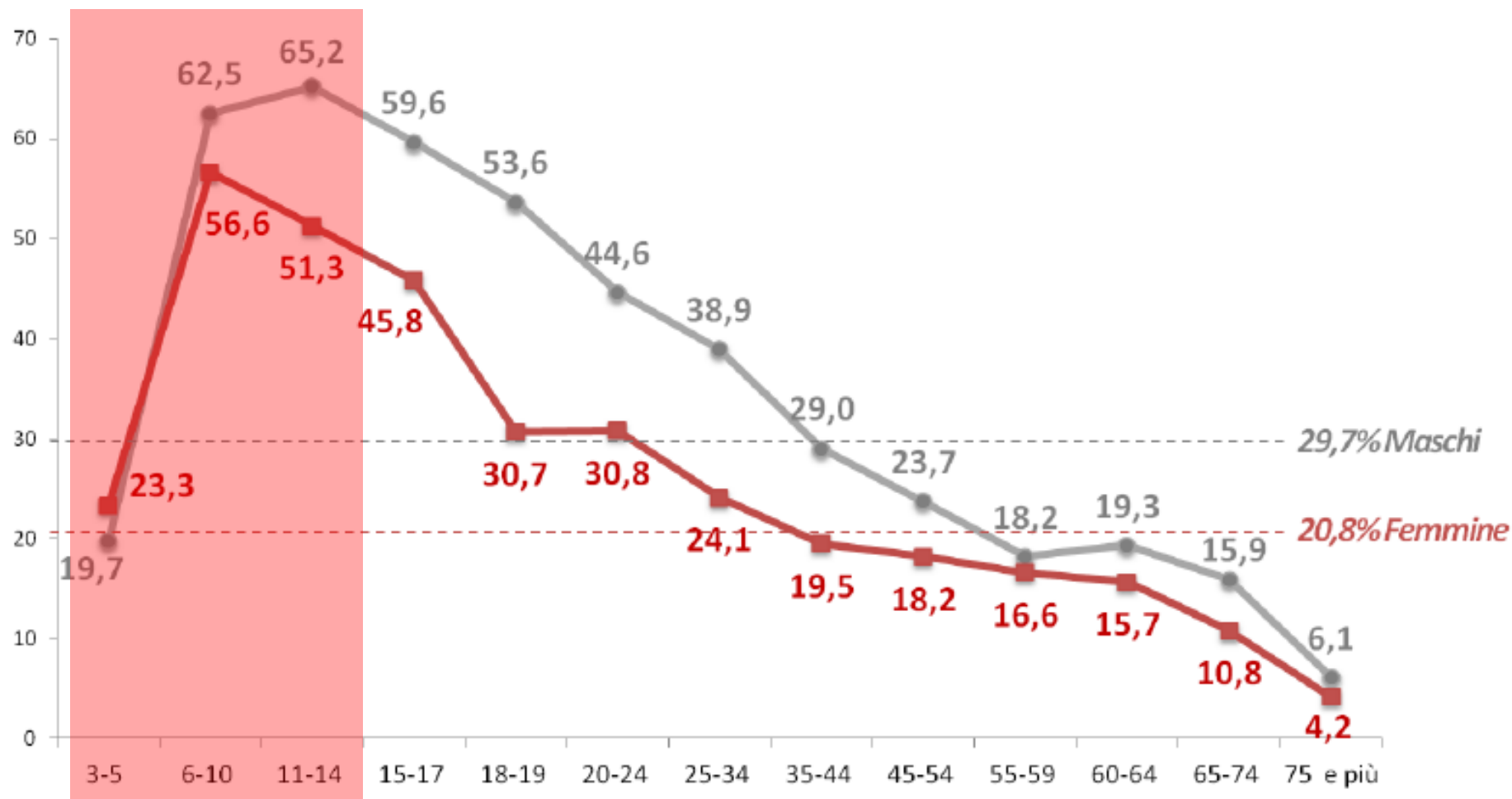
Report Special 472,  
march 2018

Dati diffusi il: 23 marzo 2018

Rilevazione: dicembre 2017

NB: precedenti rilevazioni nel  
2002, 2009, 2013

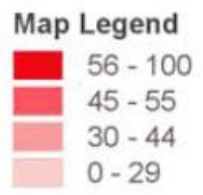
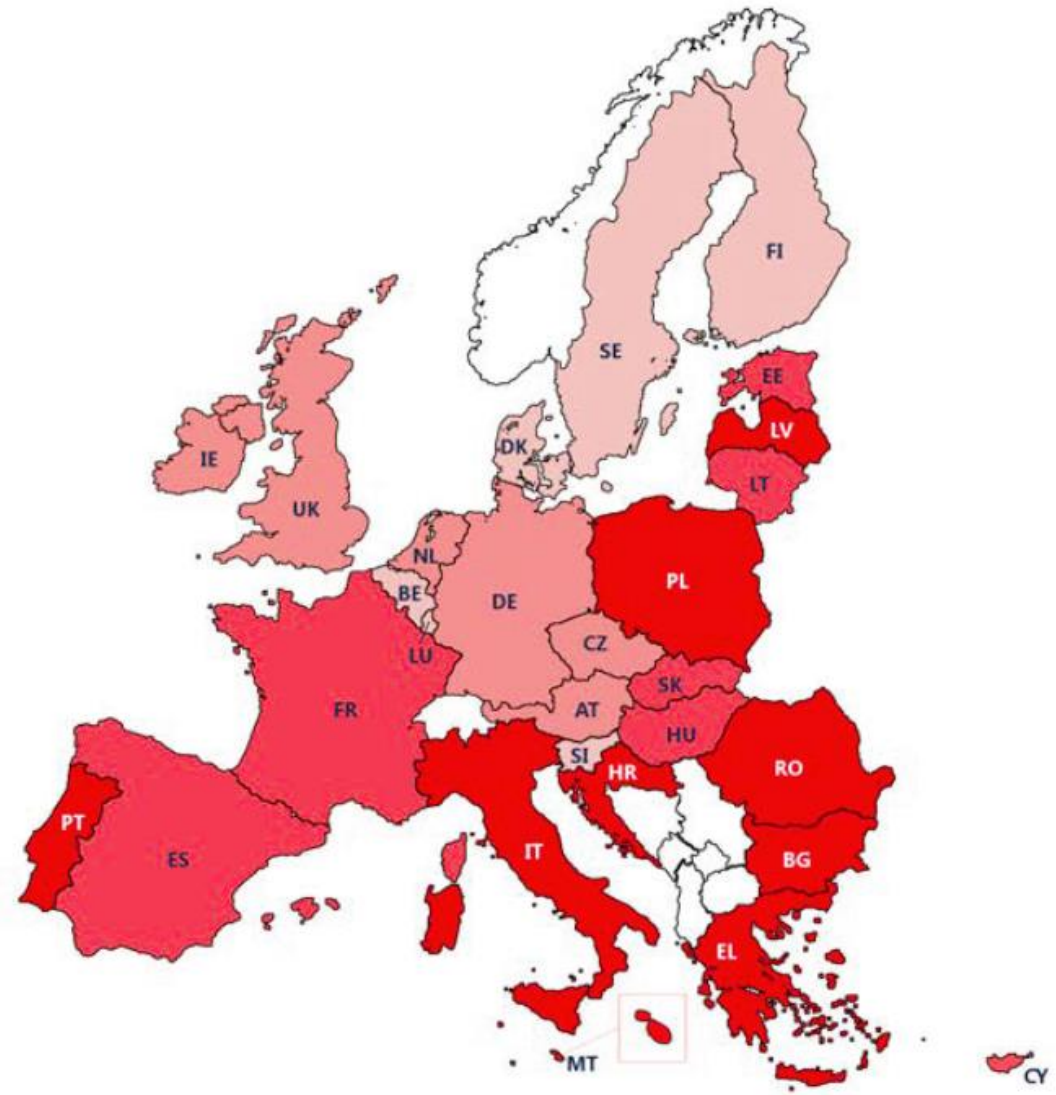
## Persone di 3 anni e più che dichiarano di praticare sport con continuità per genere. Anno 2016



Fonte: Elaborazioni del Centro Studi di CONI Servizi su dati ISTAT 2016

BG		68
EL		68
PT		68
RO		63
IT		62
LV		56
MT		56
PL		56
HR		56
HU		53
LT		51
SK		49
EE		48
ES		46
FR		46
CY		46
EU28		46
CZ		41
AT		40
DE		38
UK		37
IE		34
NL		31
BE		29
LU		27
SI		24
DK		20
SE		15
FI		13

**QB1** How often do you exercise or play sport?  
(% - NEVER)



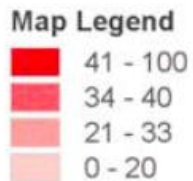
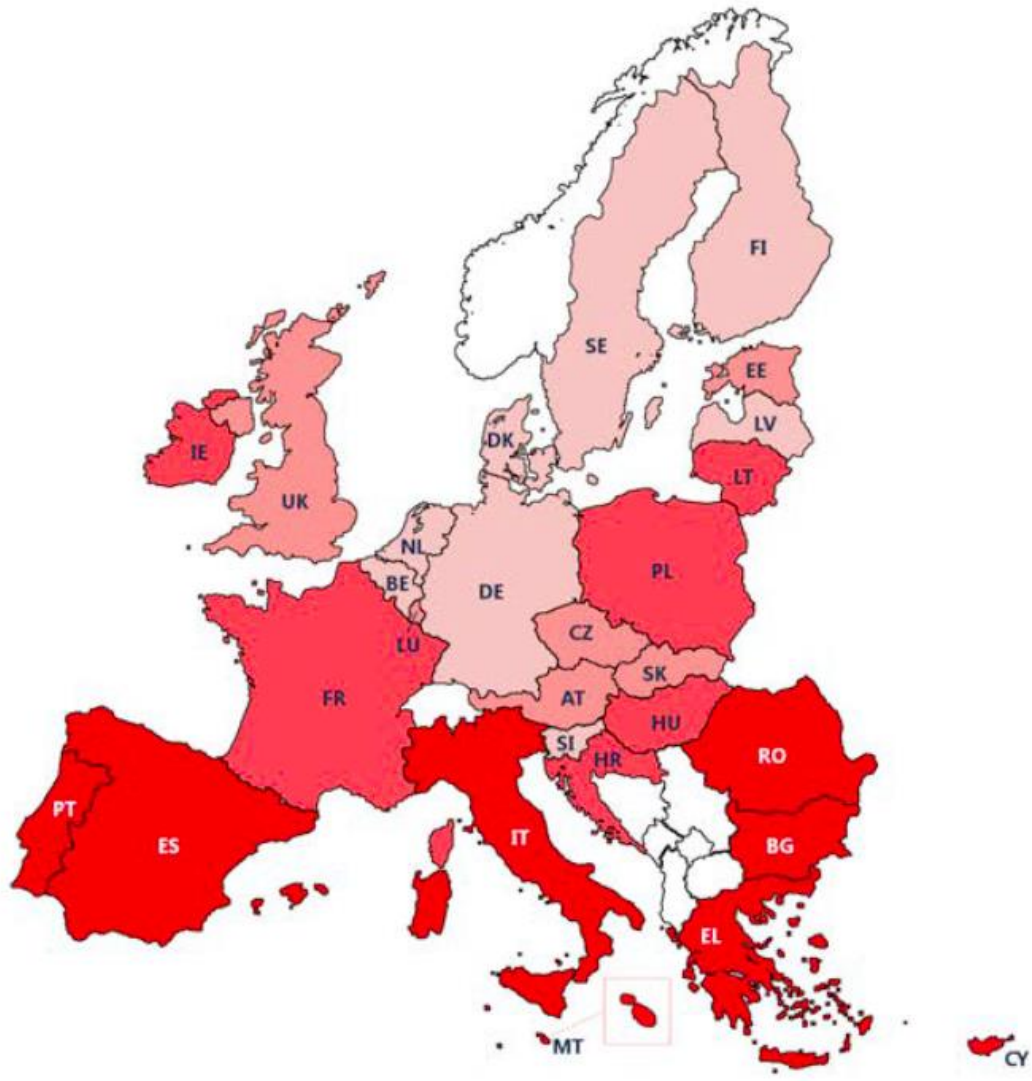
Base: All respondents (N=28,031)

Fonte: Eurobarometer, *Sport and physical activity*, Report Special 472, march 2018.





MT		68
PT		64
IT		57
CY		52
RO		51
ES		51
BG		45
EL		45
PL		39
HR		37
IE		37
HU		36
LT		35
EU28		35
FR		34
UK		32
CZ		29
AT		27
SK		27
EE		23
LU		21
SI		20
DE		20
LV		19
BE		18
FI		11
DK		10
SE		8
NL		7

**QB2** And how often do you engage in other physical activity such as cycling from one place to another, dancing, gardening, etc.?  
 (% - NEVER)



Base: All respondents (N=28,031)

**QB3b** In general, on days when you do a vigorous physical activity, how much time do you spend at it?  
(%)

		30 minutes or less	31 to 60 minutes	61 to 90 minutes	91 to 120 minutes	More than 120 minutes	Never do any vigorous physical activity	Don't know	Total '60 minutes or less'	Total 'More than 60 minutes'
EU28		15	39	21	10	12	2	1	54	43
IT		16	54	21	4	3	2	0	70	28

Highest percentage per country

Lowest percentage per country

Highest percentage per item

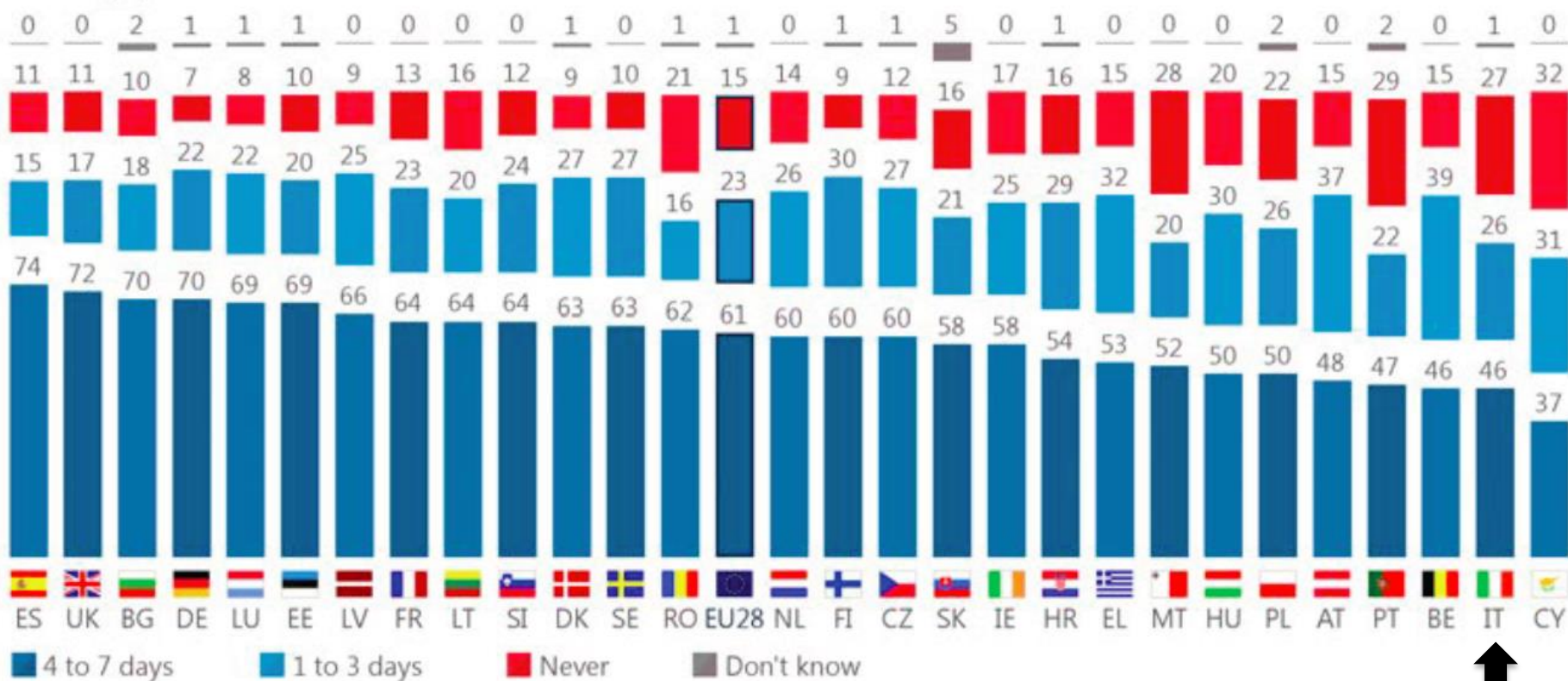
Lowest percentage per item

Base: Respondents who have done vigorous physical activity in the last week (N= 19,982)

Fonte: Eurobarometer, Sport and physical activity, Report Special 472, march 2018.

QB5a In the last 7 days, on how many days did you walk for at least 10 minutes at a time?

(%)




Base: All respondents (N=28,031)



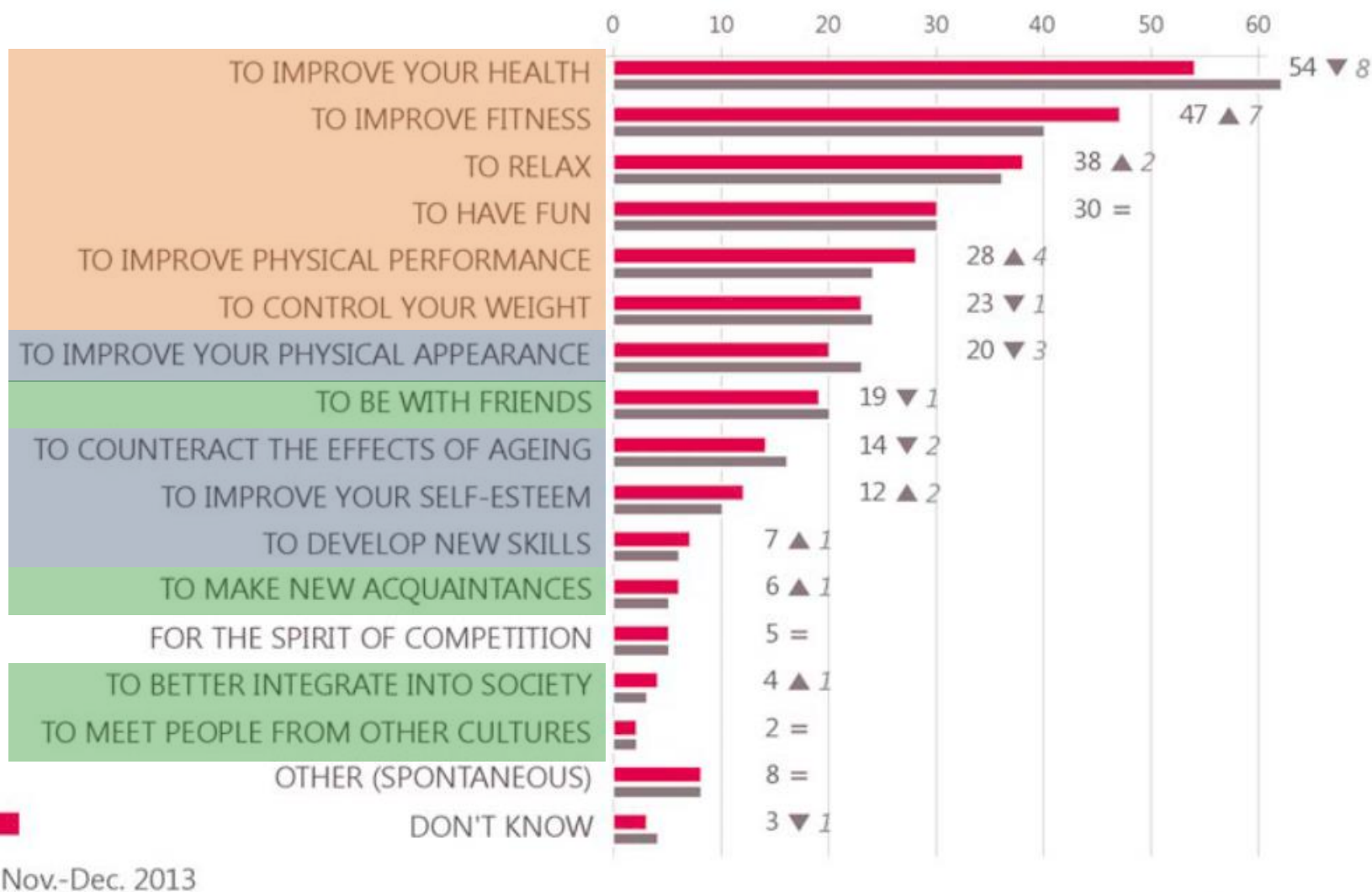
QB7

Earlier you said you engage in sport or another physical activity, vigorous or not. Where do you do this?  
 (MULTIPLE ANSWERS POSSIBLE)  
 (%)

		In a park, outdoors, etc.	At home	On the way between home and school, work or shops	At a health or fitness centre	At a sport club	At work	At a sport centre	At school or university	Elsewhere (SPONTANEOUS)	Don't know
EU28		40	32	23	15	13	13	12	5	5	2
IT		35	16	19	15	6	4	27	3	6	1
		Highest percentage per country					Lowest percentage per country				
		Highest percentage per item						Lowest percentage per item			

Base: Respondents who exercise, play sport or engage in other physical activity (N= 19,982)

**QB8** Why do you engage in sport or physical activity? (MULTIPLE ANSWERS POSSIBLE)  
(% - EU)





Base: Respondents who exercise, play sport or engage in other physical activity (N= 19,982)



QB8

Why do you engage in sport or physical activity? (MULTIPLE ANSWERS POSSIBLE)

(%)

	To improve your health	To improve fitness	To relax	To have fun	To improve physical performance	To control your weight	To improve your physical appearance	To be with friends	To counteract the effects of ageing	To improve your self-esteem	To develop new skills	To make new acquaintances	For the spirit of competition	To better integrate into society	To meet people from other cultures	Other (SPONTANEOUS)	Don't know
EU28 	54	47	38	30	28	23	20	19	14	12	7	6	5	4	2	8	3
IT 	43	42	36	19	19	23	33	19	15	6	4	6	3	3	1	6	2

Highest percentage per country

Lowest percentage per country

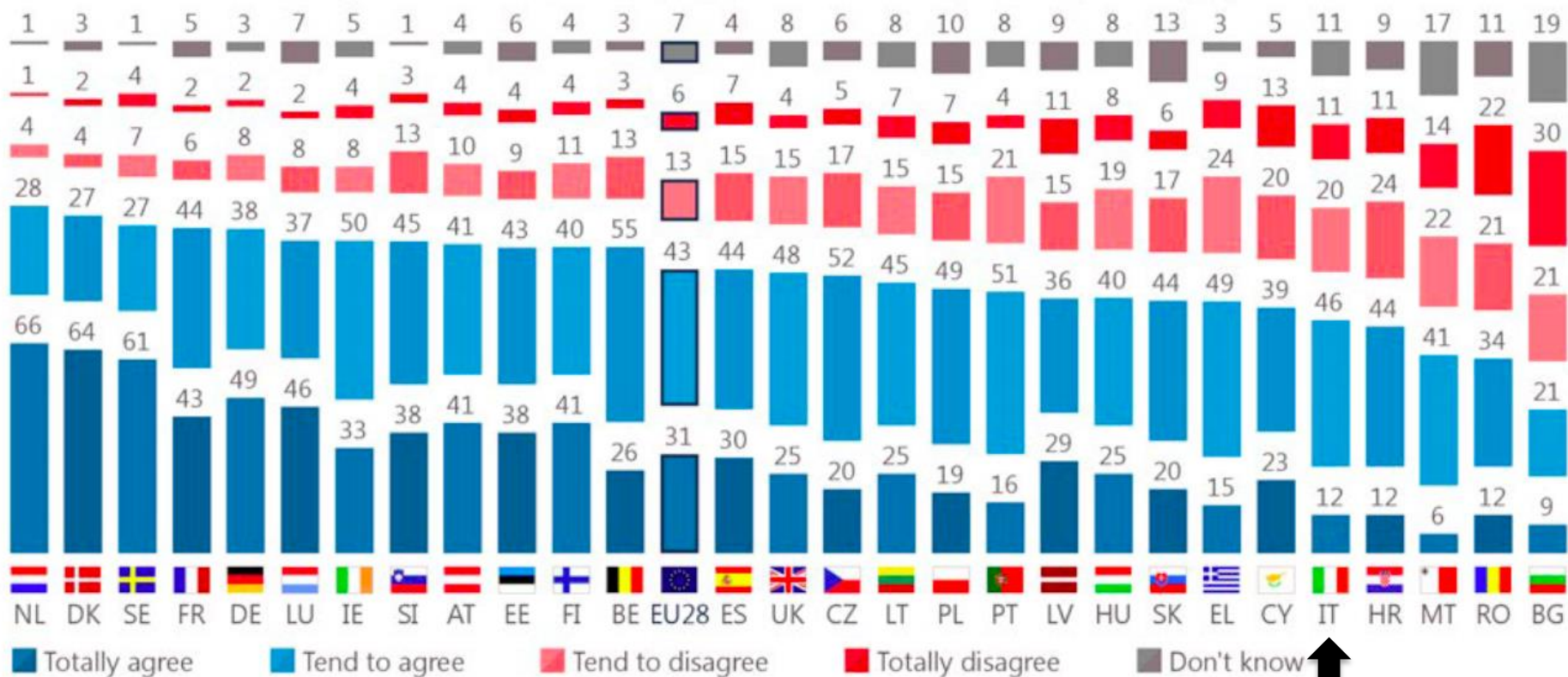
Highest percentage per item

Lowest percentage per item

Base: Respondents who exercise, play sport or engage in other physical activity (N= 19,982)

QB11.1 To what extent do you agree or disagree with the following statements about sport and physical activity?

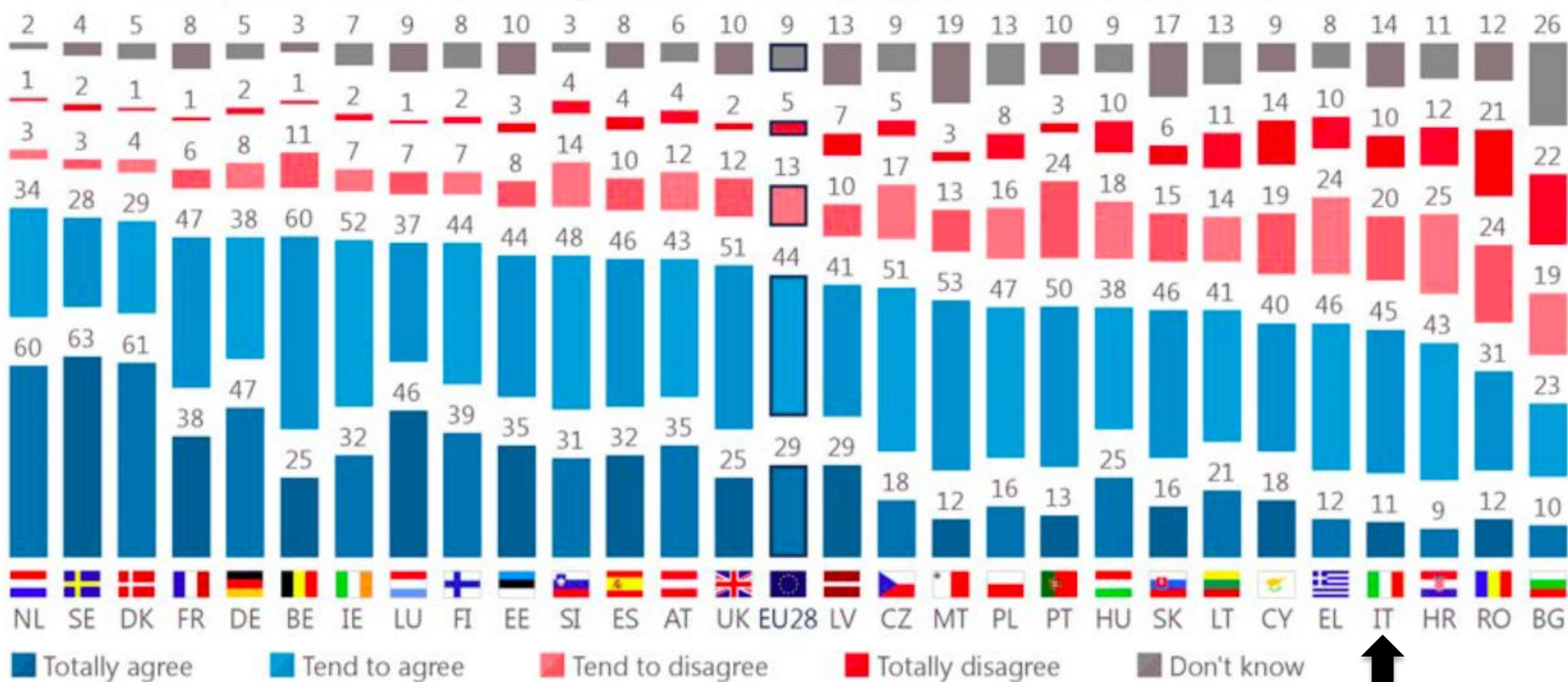
The area where you live offers you many opportunities to be physically active (%)



Base: All respondents (N=28,031)

QB11.2 To what extent do you agree or disagree with the following statements about sport and physical activity?

**Local sport clubs and other local providers offer many opportunities to be physically active (%)**

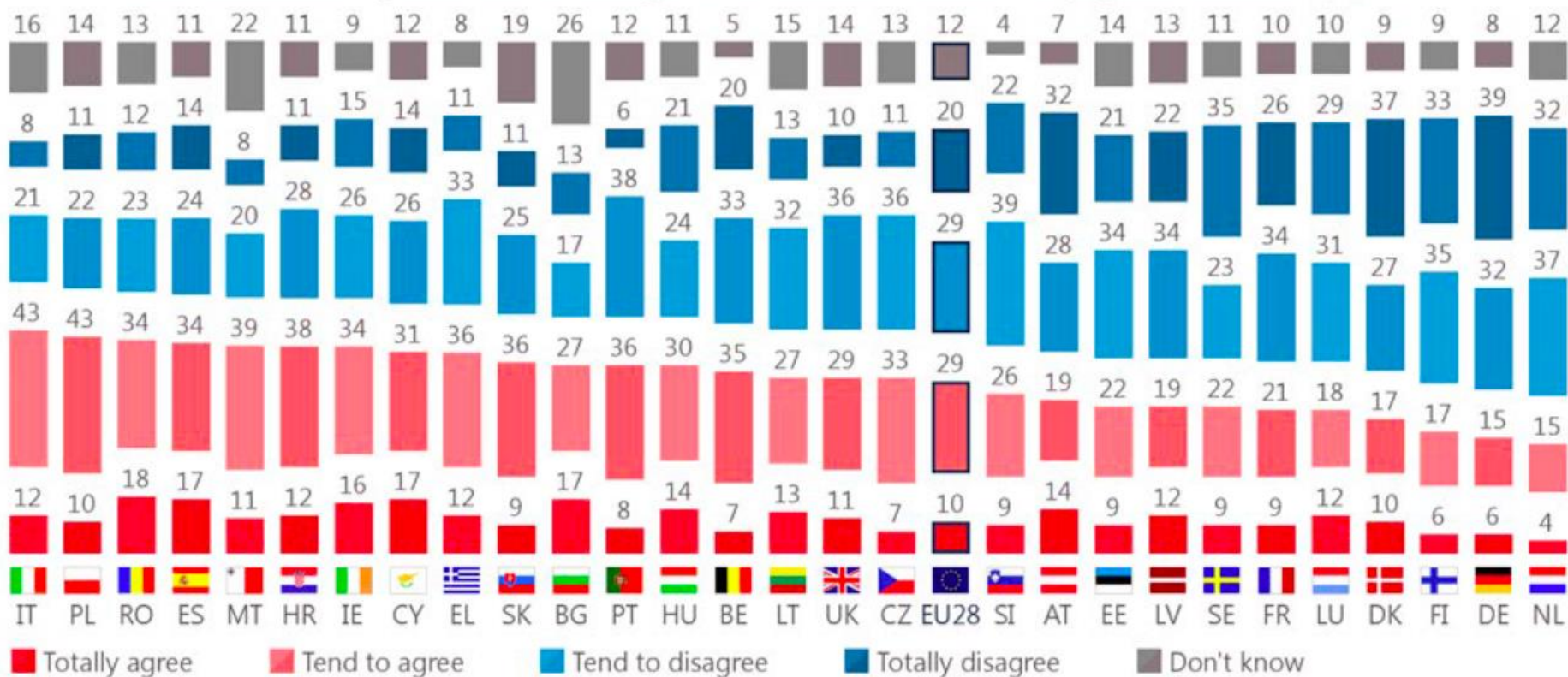


Base: All respondents (N=28,031)



**QB11.3** To what extent do you agree or disagree with the following statements about sport and physical activity?

**Your local authority does not do enough for its citizens in relation to physical activities (%)**

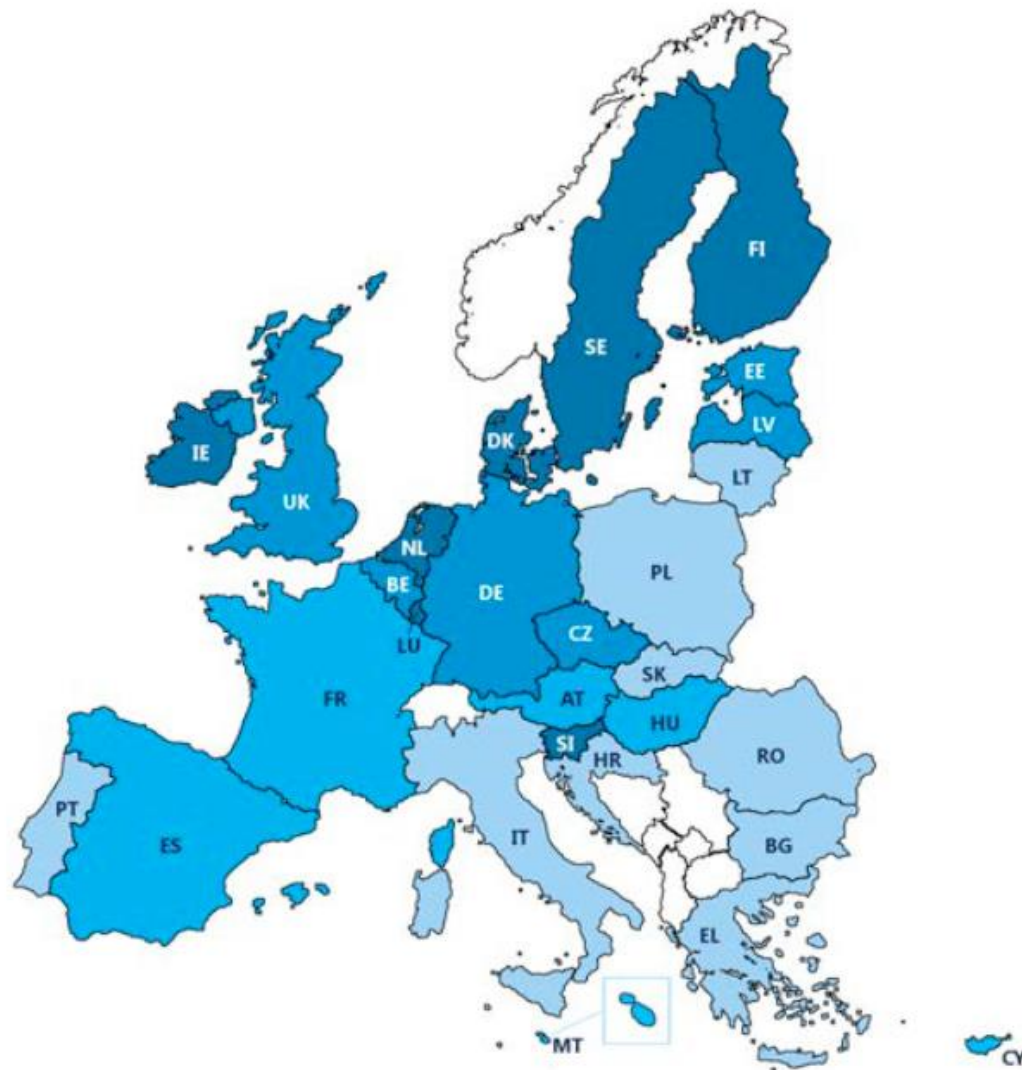


Base: All respondents (N=28,031)



**QB12** Do you engage in voluntary work that supports sporting activities?  
(% - YES)

NL		19
SE		19
DK		18
LU		12
FI		11
IE		10
SI		10
LV		9
BE		9
CZ		8
EE		8
DE		7
UK		7
EU28		6
AT		6
MT		6
CY		5
FR		5
HU		4
ES		4
HR		3
BG		3
PL		3
EL		3
SK		3
LT		3
RO		2
IT		2
PT		1



Base: All respondents (N=28,031)

Fonte: Eurobarometer, *Sport and physical activity*, Report Special 472, march 2018.

# **Note per ripensare le relazioni tra sport, welfare e città**

